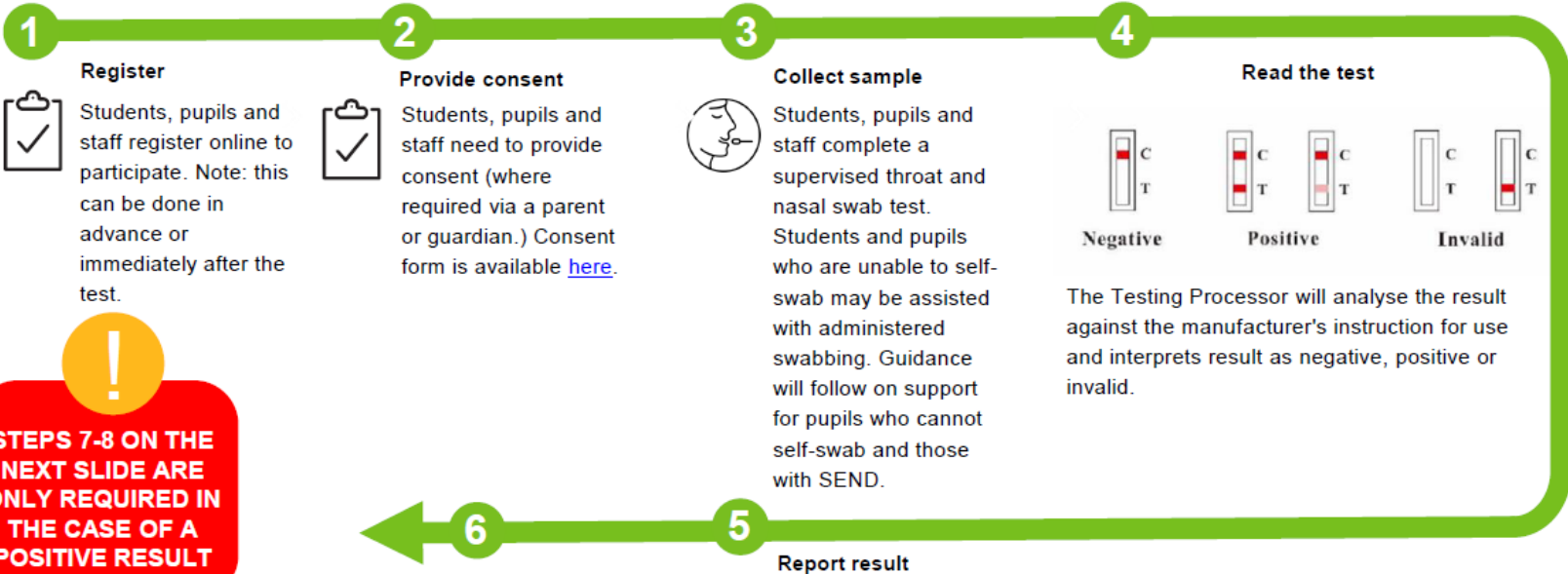


# The testing journey



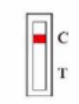
Students, pupils and staff register online to participate. Note: this can be done in advance or immediately after the test.




Students, pupils and staff need to provide consent (where required via a parent or guardian.) Consent form is available [here](#).




Students, pupils and staff complete a supervised throat and nasal swab test. Students and pupils who are unable to self-swab may be assisted with administered swabbing. Guidance will follow on support for pupils who cannot self-swab and those with SEND.



Negative



Positive



Invalid



Invalid

The Testing Processor will analyse the result against the manufacturer's instruction for use and interprets result as negative, positive or invalid.

**STEPS 7-8 ON THE NEXT SLIDE ARE ONLY REQUIRED IN THE CASE OF A POSITIVE RESULT**



**Positive result:** Student, pupil or staff member to take a subsequent PCR test to confirm the result. **They will have to return home to self-isolate until results of PCR test are known.**



**Negative result:** Log result against LFD test ID. Individual does not have to self-isolate and can attend school or college.

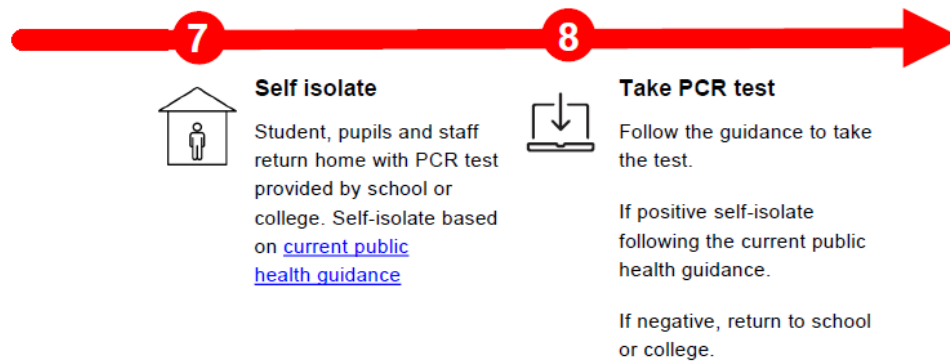


**Invalid result:** Student, pupil or member of staff to take a new LFD test – collect new sample.

**Repeat (for daily contact testing)**  
Pupils, students and staff who are close contacts of a positive case should repeat daily tests on school days until 7 negative tests days have elapsed. If the week elapses on a non-school day, they must isolate until they can test one final time on the next school day. I.e. if week spans over a weekend the pupil should isolate over the weekend.

## The testing journey: positive result

For individuals who have returned a positive LFD test, schools and colleges should follow the following steps:



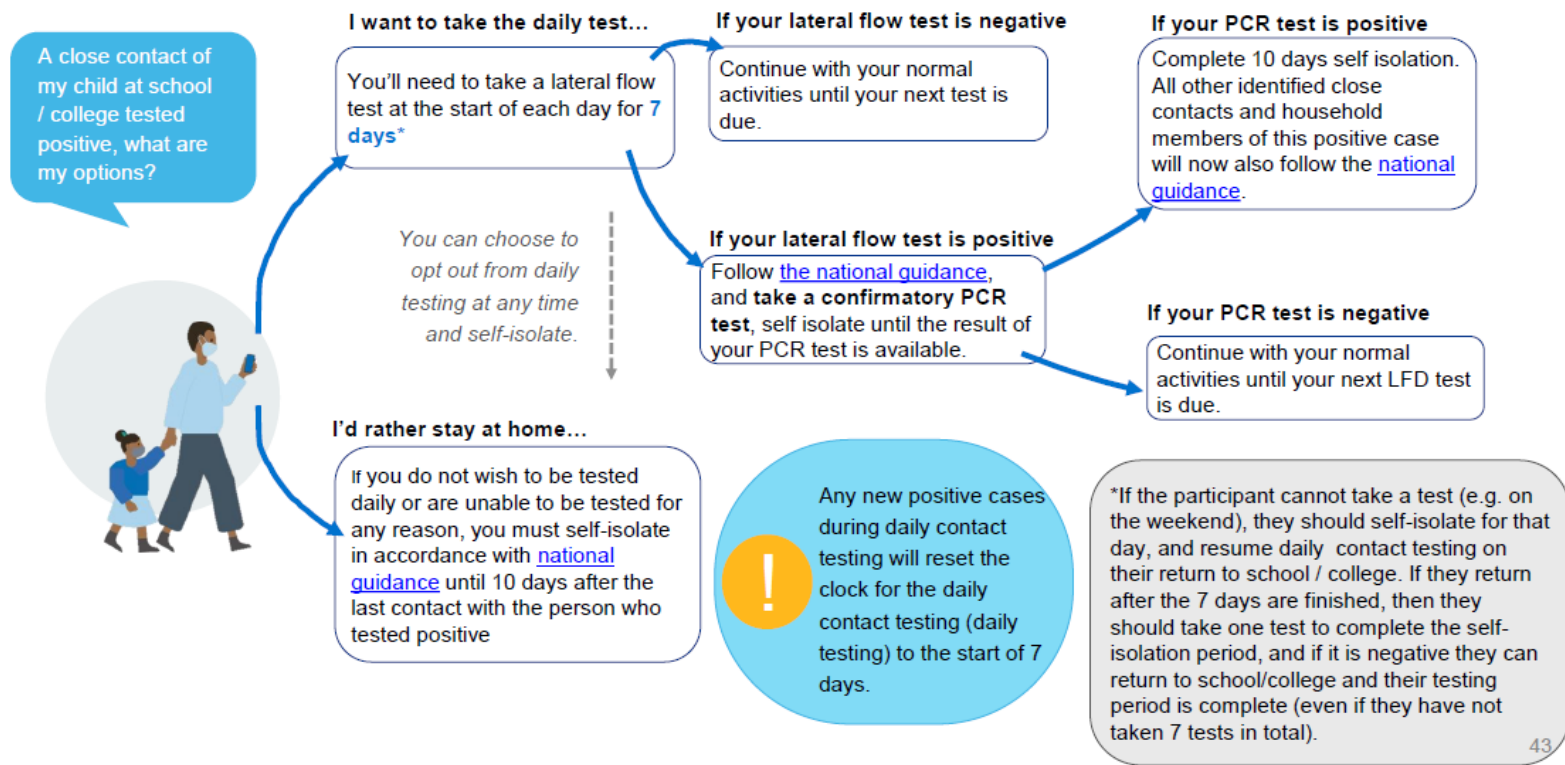
If, at any point, a student, pupil or staff member begins displaying symptoms they must follow [government guidelines](#).

## A new approach to close contacts – ‘daily contact testing’\*

### Printable guidance for Schools and Colleges

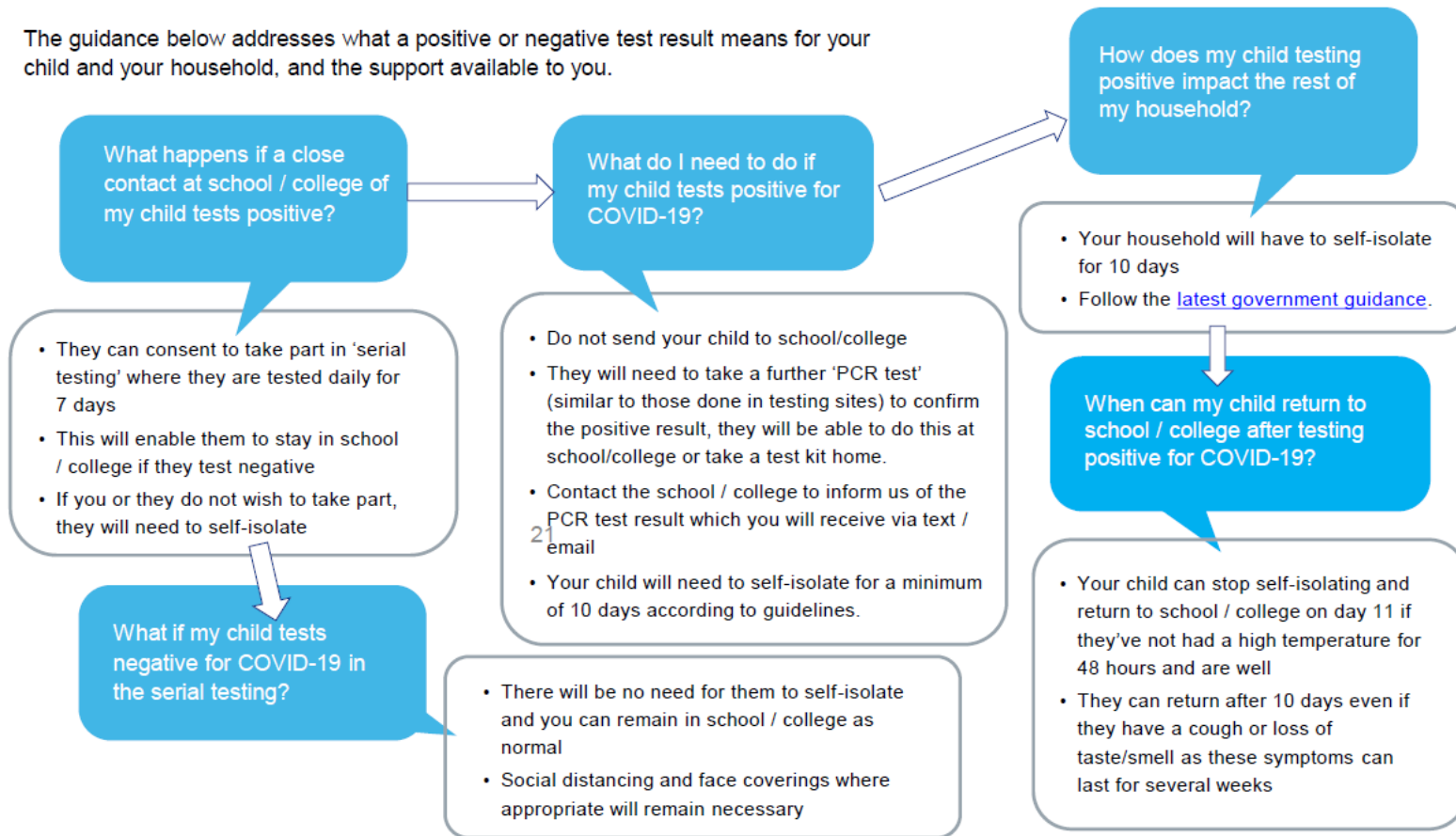
A new approach known as ‘**daily contact testing**’ has been developed to help find more asymptomatic cases. This will allow those (pupils/students and staff) who are in close contact with someone who has tested positive for COVID-19 to return to school/college. If they agree to be tested for 7 days\* following their last contact with a positive case.

**IMPORTANT:** If, at any point, a student, pupil or staff member begins displaying symptoms they must [follow government guidelines](#), [order a PCR test](#) and self-isolate.



# COVID-related pupil/student absence – Printable Guidance for Parents and Pupils/Students (1/2)

The guidance below addresses what a positive or negative test result means for your child and your household, and the support available to you.



## COVID-related pupil/student absence – Printable Guidance for Parents and Pupils/Students (2/2)

The guidance below addresses what a positive or negative test result means for your child and your household, and the support available to you.

What does a positive result mean for my child's education?

We have a strong commitment to ensuring all pupils/students can access a wide range of learning resources remotely and will continue to support their education whilst they are self-isolating.

Additional information can be found <https://bit.ly/covidhomelearning>



Addressing your concerns

For more information you can visit: <https://bit.ly/covidhomelearning>  
If you're worried about your child medically, visit <https://www.nhs.uk/> or call 111.

